


DELPHI

ARCHITECTURAL TROFFER | 1'X4' | 2'X2' | 2'X4'

Indoor Lighting | Troffers



OVERVIEW

Power Selectable	1'x4' : 20W-25W-30W 2'x2' : 20W-25W-30W 2'x4' : 25W-30W-35W
Voltage	AC 100-277V, 50/60 Hz
Power Factor	0.9
Efficacy	Up to 128lm/W
CCT Selectable	3500K-4000K-5000K
Color Rendering (CRI)	82
R9 (Red Value)	8
R13 (Skin Tones)	84-85-83
Beam Angle	120°
Light Distribution	Type VS
BUG Rating	B2-U1-G1
Dimmable	Continuous Dimming to 10% or Below
Operating Temperature	-4°F ~ +122°F
Suitable Location	DAMP
Ingress Protection Rating (IP)	IP20
Average Life (Hours)	50,000
LED Light Source	SEOUL 3528
Driver	Simon
Power Supply	Hard Wired
Housing	Galvanized Steel Plate
Cover Material	Polycarbonate (PMMA)
Diffuser	Frosted
Finish	White



Product Description

The Delphi Architectural Troffer is a versatile lighting solution crafted from Tier-1 domestically sourced components, delivering exceptional reliability and performance. It offers robust functionality, featuring advanced CCT and power selectability, along with seamless dimming control integration. With high efficacy and flicker-free illumination, it enhances productivity and visual comfort, making it an excellent choice for premium lighting needs, especially in federal projects.

Features

- Premium quality with BAA & BABAA compliance, using Tier-1 domestically sourced materials to meet federal procurement mandates.
- CCT and power selectability ensures precise light management with consistent color quality, validated through photometric testing.
- Effective light diffusion with precision-crafted lenses ensures uniform illumination and eliminates dark spots.
- Equipped with 0-10V dimming capability for smooth integration with standard lighting control systems.

Application Areas

Offices, Hallways, Multipurpose Rooms, Conference Rooms, Retail Stores, Hospitals, Commercial Areas

Warranty



Warranty Limitations: To ensure eligibility, the product must be installed by a certified electrician in accordance with the guidelines outlined in the installation sheet. The fixture is designed for operation within ambient temperatures of -14°F to +113°F. The 10-year warranty remains valid only if all operating conditions strictly adhere to the parameters specified in the installation sheet. Any installation errors or deviations from the provided instructions will void warranty coverage.

Additional coverage options may be available for purchase—please contact IKIO representatives for more information. Warranty claims must be initiated by submitting a completed RMA form. For full warranty details and terms, refer to the comprehensive [warranty document](#).

DELPHI | Architectural Troffer | Indoor Lighting



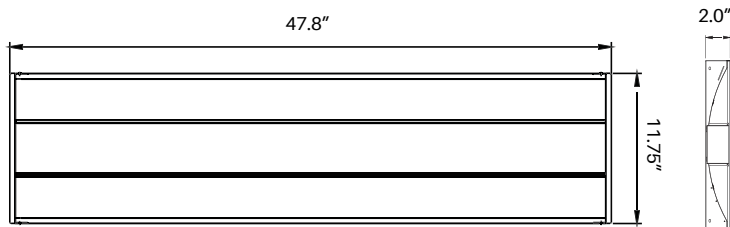
Product Specifications

PART NUMBER	POWER SELECTABLE (OPTIONS)	VOLTAGE	LUMEN OUTPUT	EFFICACY	CRI	CURRENT	CCT SELECTABLE	THD	LIGHT DISTRIBUTION
	W	V	lm	lm/W		A	K		
IK-ATR1-14-S0030-MV-D-CCT-WD-06-WH-BFU	20	120V-277V	2760	128	82	0.12	3500-4000-5000	10%	Type VS
	25		3200						
	30		3900						
IK-ATR1-22-S0030-MV-D-CCT-WD-06-WH-BFU	20	120V-277V	2760	128	82	0.12	3500-4000-5000	10%	Type VS
	25		3200						
	30		3900						
IK-ATR1-24-S0035-MV-D-CCT-WD-06-WH-BFU	25	120V-277V	3350	128	82	0.14	3500-4000-5000	10%	Type VS
	30		3840						
	35		4500						

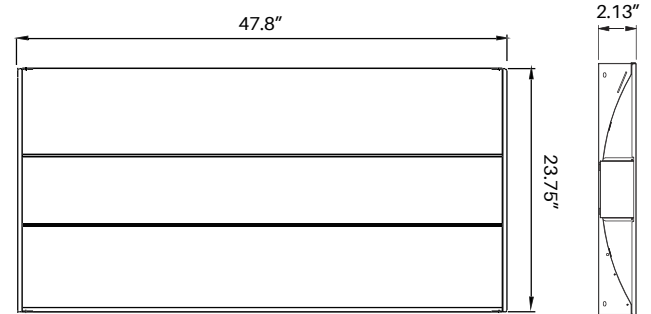
Note: Custom manufacturing options in CCT, wattage, voltage, light distribution, finish, and more are available upon request, subject to MOQ and lead time considerations.

Dimensions

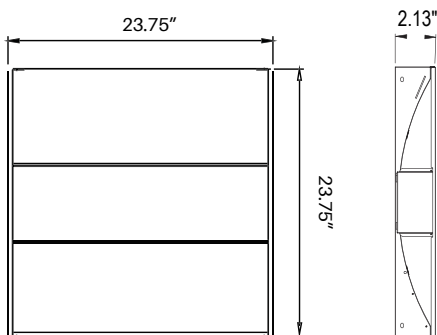
1'x4': **IK-ATR1-14-S0030** (20W-25W-30W)



2'x4': **IK-ATR1-24-S0035** (25W-30W-35W)



2'x2': **IK-ATR1-22-S0030** (20W-25W-30W)



DELPHI | Architectural Troffer | Indoor Lighting




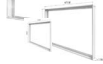
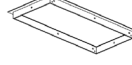


Product Ordering Information Typical order example: IK-ATR1-14-S0030-MV-D-CCT-WD-06-WH-BFU

LUMINAIRE FAMILY			ELECTRICAL / LIGHTING PERFORMANCE						CONSTRUCTION	
IK	ATR1			MV	D	CCT	WD	06	WH	BFU
BRAND	FAMILY/VERSION	SIZE	POWER (W)	VOLTAGE (V)	DIMMING	CCT (K)	DISTRIBUTION	DRIVER	FINISH	MANUFACTURER
IK IKIO	ATR1 DELPHI ARCHITECTURAL TROFFER	14 1'X4'	S0030 20W-25W-30W	MV 120V-277V	D DIMMABLE	CCT 3500K-4000K-5000K	WD WIDE DISTRIBUTION	06 SIMON	WH WHITE	BFU BRIGHT FUTURE USA, INC
		22 2'X2'	S0030 20W-25W-30W							
		24 2'X4'	S0035 25W-30W-35W							

Note: The "S0035" Option is available for 2'x4' size fixtures. Please ensure compatibility with this specific fixture size when selecting this option.

Accessories Ordering Information

PRODUCT CODE	DESCRIPTION	IMAGE	DOWNLOAD
IK-ACC-R-RC100	RC100 Remote		Download
IK-EMH-18170-HY	Emergency Pack For LED Fixture 18w/90 Min/Split Type/L		Download
IK-ACC-S-ANT9	BI Level Daylight Harvesting Microwave Motion Sensor		Download
IK-ACC-AT-SMKT-XX	Surface Mount Kits		Download
IK-ACC-XX-FLMK	Flange/Drywall Mount Kits		Download